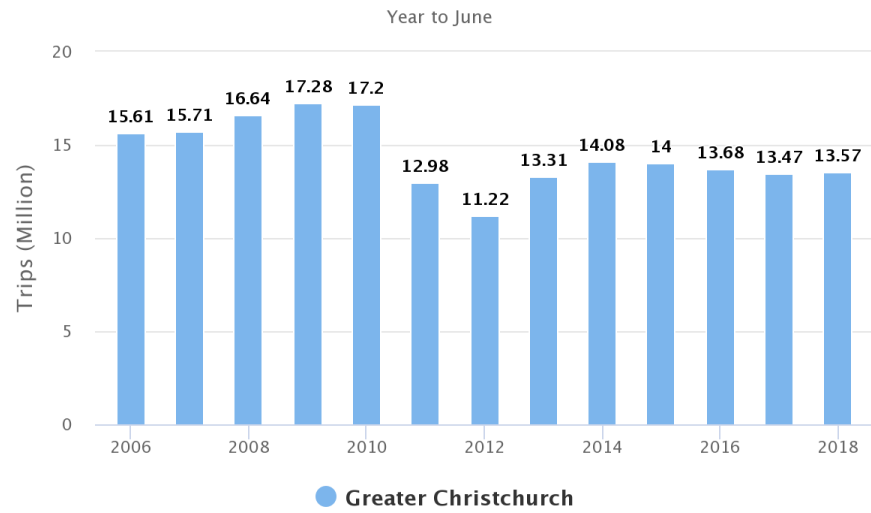


# Outcomes Indicators Snapshot

## Public Transport

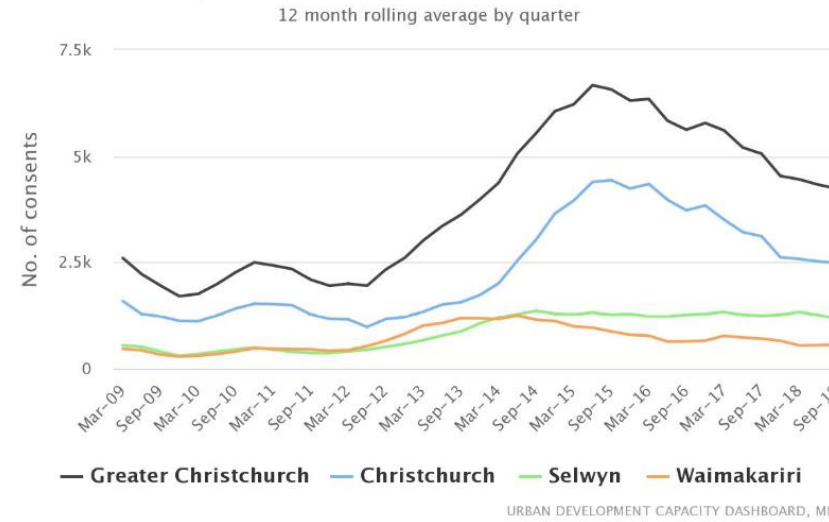
Public Transport bus boardings (millions), 2006–2018



Bus patronage in Greater Christchurch dropped from 17.2 million trips in the year to June 2010 to a low of 11.22 million trips in the June 2012 year. In the year to June 2018, 13.57 million boardings (or one-leg trips) were made on buses in the Greater Christchurch area. This was a slight increase of 0.8% from the previous year (13.47 million trips).

## New Dwelling Consents

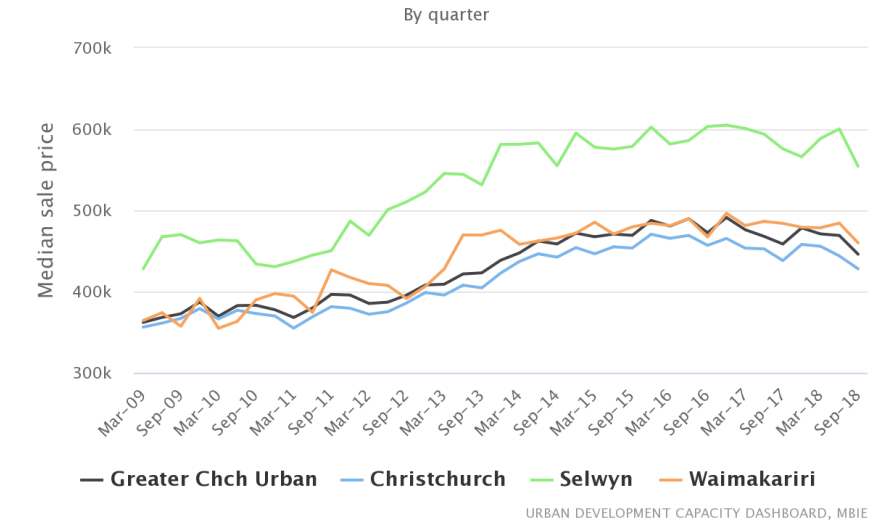
New Dwelling Consents Issued, 2009–2018



In the year to September 2018, there were 4,234 new dwelling consents issued across Greater Christchurch. In Christchurch City for the same period, there were 2,487 consents (59%), 1,186 (28%) in Selwyn, and 566 (13%) in Waimakariri.

## House Sale Prices

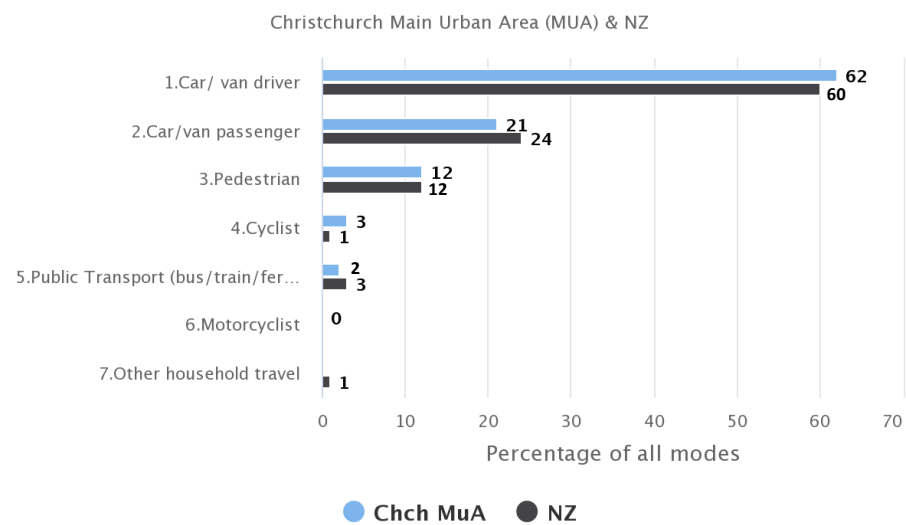
Median dwelling sale prices (inflation adjusted), 2009–2018



In the quarter to September 2018, the median sale price for the Greater Christchurch urban area has decreased to \$446,000. For the council areas, the median sale price for Christchurch was \$428,000, Selwyn \$554,250 and Waimakariri \$460,000.

## Travel Mode

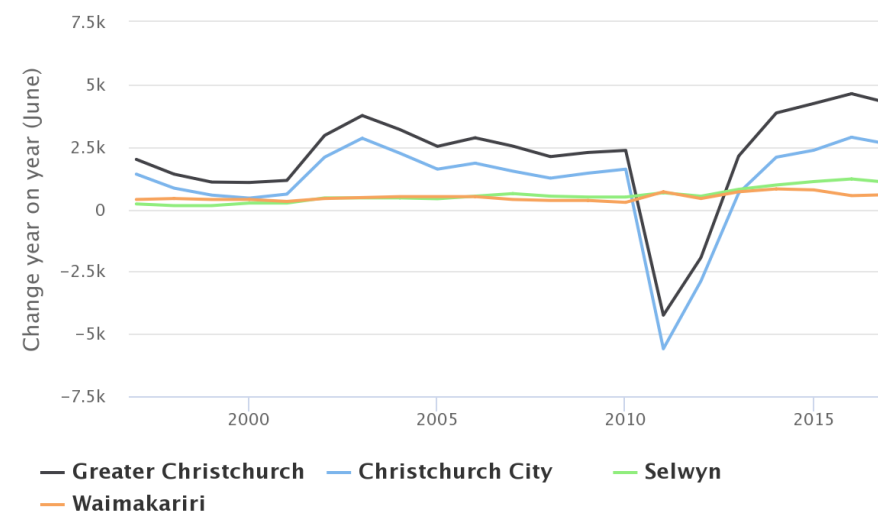
Household Transport by Mode 2015–18



After a slight decline in the proportion of private vehicle trips between 2006 and 2009, this proportion has been increasing again to 2006 levels. Travellers in Christchurch's main urban area mostly use cars to travel, mostly as drivers (62%) with a much smaller proportion as passengers (21%).

## Household Growth

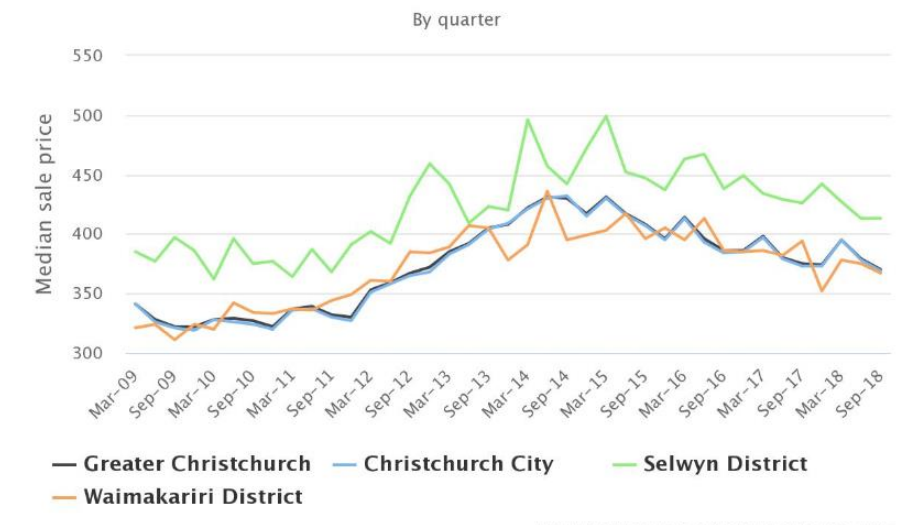
Change in number of Households



In the year to June 2017 the number of households across Greater Christchurch increased by 4,246. For Christchurch City this was an increase of 2,600 households (61%), with 1,069 in Selwyn (25%) and 577 in Waimakariri (14%).

## Dwelling Rental Prices

Mean dwelling rental prices (inflation adjusted), 2009–2018



In the quarter to September 2018, the mean dwelling rental price for the Greater Christchurch urban area has decreased to \$379 from \$370 in June 2018. The mean dwelling rental prices followed a similar decrease in Christchurch from \$378 to \$369 and in Waimakariri from \$375 to \$367, and no change in Selwyn at \$413 for the same period.